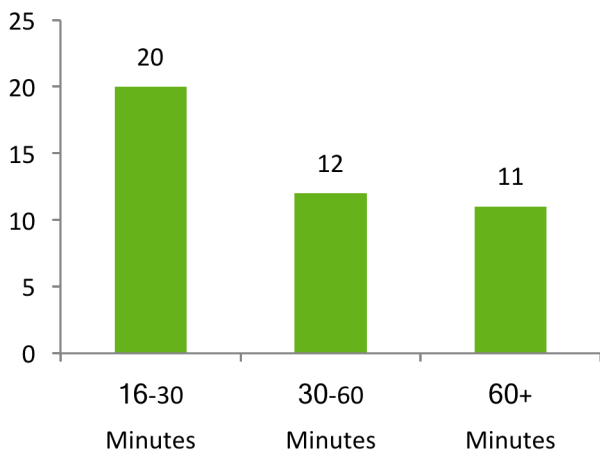


OHSU Library Monthly Statistics

January 2018

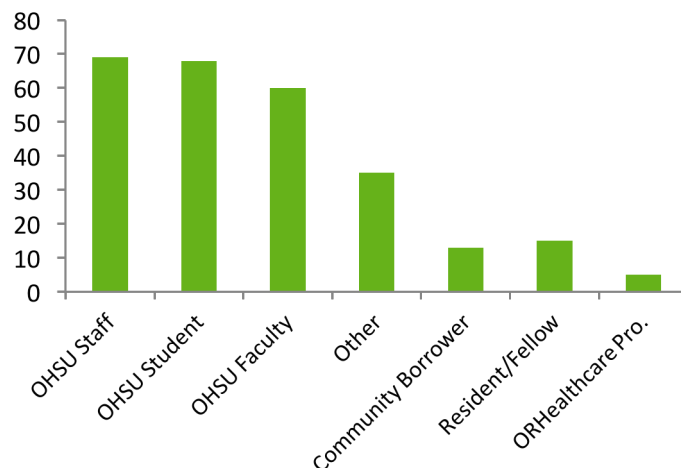
Question Complexity

Total # Questions: **343** (192, 15 min or less)



Question Source

Affiliation



Questions at a Glance

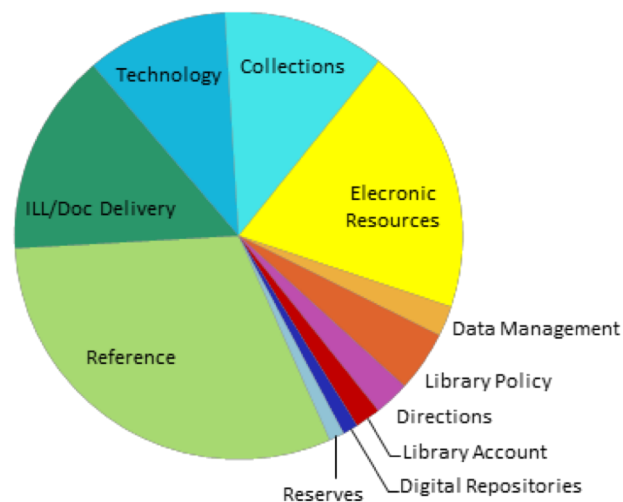
OHSU Departments Asking Highest % of Library Questions

- 16% **Family Medicine**
- 16% **Medical Informatics & Clinical Epidemiology**
- 12% **Medicine**
- 10% **Psychiatry**

Academic Programs with Highest % of Library Questions

- 41% **Nursing**
- 15% **Medicine UME (MD Program)**
- 7% **Graduate PhD**
- 7% **Public Health**

Question Type



Sample Question:

Assistance using Ovid, PubMed, CINAHL and the advantages and differences of each database. An explanation and demonstration of citation management options & specific computer shortcuts & skill training. –Answered by Marijane W.

ILL Lending/Borrowing	Checkout Book /Journal	Checkout Course Reserve	Summit Lending/Borrowing	BICC Gate Count	BICC After-Hours Gate Count	LRC Gate Count
868/300	422/147	115	173/75	3,926	507	9,147