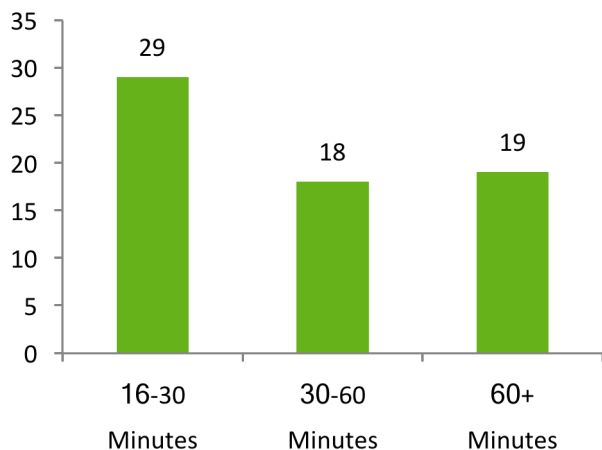


# OHSU Library Monthly Statistics

## February 2018

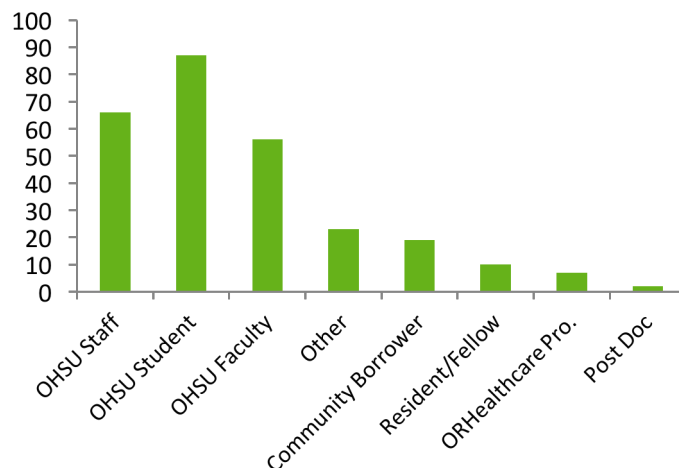
### Question Complexity

Total # Questions: **362** (210, 15 min or less)



### Question Source

Affiliation



### Questions at a Glance

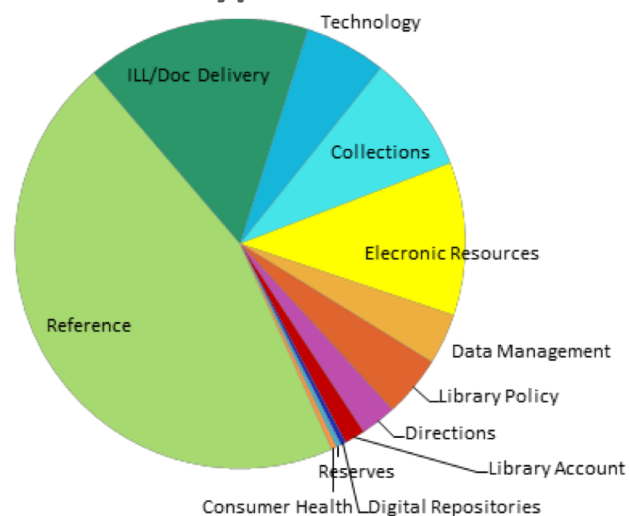
OHSU Departments Asking Highest % of Library Questions

- 17% **Medical Informatics & Clinical Epidemiology**
- 9% **Medicine**
- 6% **Basic Science**
- 6% **Pediatrics**

Academic Programs with Highest % of Library Questions

- 40% **Nursing**
- 14% **Medicine UME (MD Program)**
- 13% **Public Health**
- 9% **Graduate PhD**

### Question Type



#### Sample Question:

"I'm working with a team studying strategies to prevent and control the pork tapeworm (which causes a disease called cysticercosis) in Peru...Specifically, I am interested in diffusion of innovations theory, and how social and behavioral factors affect the success of prevention and control activities." –Answered by Laura Z.



ILL  
Lending/Borrowing  
**922/368**



Checkout  
Book/Journal  
**276/206**



Checkout  
Course Reserve  
**62**



Summit  
Lending/Borrowing  
**94/50**



BICC  
Gate Count  
**3,585**



BICC After-Hours  
Gate Count  
**496**



LRC  
Gate Count  
**8,876**